

alula™ RE603P Panic Pendant

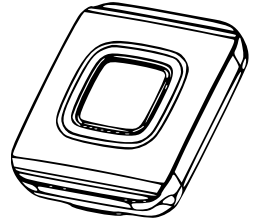
Connect™ Encrypted



The Alula Panic Pendant is a wearable wireless panic device that utilizes three sensor IDs for versatile applications. The Panic Pendant features multiple mounting and wearable options, including a wrist band design that is compatible with Apple Watch™ bands.

Features

- Large, single button design for simple operation
- Sensor IDs for single, double-press, and press-and-hold
- Includes wrist band, lanyard, belt clip, and surface mount
- 5 year warranty

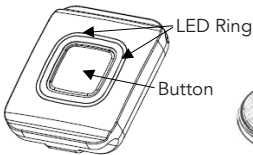


Enroll by placing the panel into wireless enrollment mode and sending an enrollment signal from the wireless panic. Alternatively, the panic sensor can be enrolled by entering one, or multiple of its 8-character serial numbers on the AlulaConnect web portal.

Sending an Enrollment Signal

- Single press, double-press, or press-and-hold depending on desired sensor ID
- See Specifications table for button press details

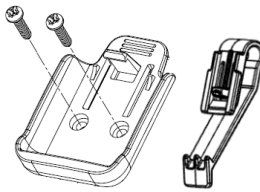
Component Identification



Panic Button



CR2032 Battery



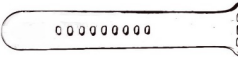
Surface Mount/Belt Clip



Pendant Inserts
(Top and Bottom)



Rope Necklace



Wrist Band (top and bottom)

Pro Tip:

Users can personalize their Panic Button with Apple Watch® compatible wrist bands (38/40/41mm)

Wearable/Mounting Options

- On a wrist using a compatible wrist band (the color of the included wrist band may vary).
- Around the neck as a pendant using the included pendant inserts and snap-closure adjustable-length rope necklace (color may vary).
- Worn on a belt with the surface mount bracket plus belt clip.
- Mounted to a flat surface with the surface mount bracket and screws.

Product Configuration

When enrolling the device, it is recommended to name each zone ID for easy identification and assignment to the intended action or scene.

Example:

- Zone 1 = "PB1 SP"
(Panic Button #1 Single Press)
- Zone 2 = "PB1 DP"
(Panic Button #1 Double Press)
- Zone 3 = "PB1 PH"
(Panic Button #1 Press and Hold).

Important Notes

- If only one zone ID is enrolled, all three press methods will trigger the panel.
- If more than one zone ID is enrolled, only those press methods will trigger the Panel.
- After the zone is recognized by the panel, be sure to assign a zone type that is "chime only". Otherwise, the zone will be treated like a Door/Window open and restore and may trigger an alarm.

Wearable Operation

If the Panic Button will be used as a "wearable device", supervisory should be disabled on the panel as the wearer may leave the premises.

Use the panel installation guide to verify proper system configuration.

Specifications

Button Press Options

Single Press	Press and release once (LED will blink once and stay illuminated for 4 seconds)
Double Press	Press and release twice, <1 second apart (LED will blink twice and stay illuminated for 4 seconds)
Press and Hold	Press and Hold until LED illuminates (about 5 seconds), then release (LED will blink three times and stay illuminated for 4 seconds)

Physical

Housing Dimensions	1.5 x 1.25 x 0.4 inches (39 x 32.5 x 10 mm)
Weight with Battery	0.4 ounces (12 grams)
Wearable/Mounting	Wrist band, Necklace, Belt Clip, Surface Mount, Screws (provided)

Environmental

Operating Temperature	32 to 110 °F (0 to 43 °C)
Maximum Humidity	95% non-condensing relative humidity

Sensor Specifications

Frequency	433.92 MHz
Replacement Battery	One Lithium CR2032
Nominal Battery Life	4 years
Battery Voltage	3.0 VDC (Nominal), 2.2 VDC (Low)
Transmitted Indications	Low Battery, Supervision

Specifications subject to change without notice

WARRANTY

Alula will replace products that are defective in their first five (5) years.

TRADEMARKS

Alula is a trademark owned by Alula Holdings, LLC.
Ecolink is a trademark owned by Ecolink Intelligent Technology Inc.
RE603P Designed and manufactured by Ecolink Intelligent Technology Inc. 2023.
© 2023 Ecolink

Apple Watch is a registered trademark of Apple Inc.
All trademarks, logos and brand names are the property of their respective owners. All company, product and service names used in this document are for identification purposes only. Use of these names, trademarks and brands does not imply endorsement.

IC NOTICE

This device complies with Industry Canada license-exempt RSS standard(s). Operation is subject to the following two conditions:

- (1) This device may not cause interference, and
- (2) This device must accept any interference, including interference that may cause undesired operation of the device.

Le présent appareil est conforme aux cnr d'Industrie Canada

FCC NOTICE

This device complies with Part 15 of the FCC rules. Operation is subject to the following two conditions:

- (1) This device may not cause harmful interference.
- (2) This device must accept any interference that may be received, including interference that may cause undesired operation.

Changes or modifications not expressly approved by Alula could void the user's authority to operate this equipment.

FCC ID: XQC-WST130